

Using Technology Resources to Meet the Needs of Diverse Students




Rochelle Beatty

College Survival Consultant

Ice Breakers Using Technology

- Cell Phone Ring Tones
- Yahoo Avatars
 - <http://avatars.yahoo.com/index.html>
- School Scavenger Hunt on the Internet
- ???



Class Prep CD

Resources

Chapters

Course Resources

Teaching Tools and Resources

Learning Styles

Pre- and Post-Course
Assessment

Introduction: Making Transitions

1. First Steps
2. Planning
3. Memory
4. Reading
5. Notes
6. Tests
7. Thinking
8. Communicating
9. Diversity
10. Technology
11. Health
12. What's Next?

HOME

CHAPTERS


ASSETS

ABOUT

HELP

HM WEB

- [Course Resources](#)
- [Teaching Tools and Resources](#)
- [Learning Styles](#)
- [Pre- and Post-Course Assessment](#)
- [Introduction: Making Transitions](#)
- [Chapter Materials](#)



Class Prep CD

Two ways to access content

[HOME](#)

[CHAPTERS](#)


[ASSETS](#)

[ABOUT](#)

[HELP](#)

[HM WEB](#)

- By Chapters
 - Lecture Ideas
 - Warm Up Exercises
 - Building Relationships exercises
 - Applying Skills exercises
 - Writing Assignments
 - Closure Exercises
 - Prompts for Conversation and Sharing
 - In-text Quiz Answers



Class Prep CD

Two ways to access content

[HOME](#)

[CHAPTERS](#)


[ASSETS](#)

[ABOUT](#)

[HELP](#)

[HM WEB](#)

- By Chapters
 - Chapter Tests
 - Chapter Test Answer Keys
 - Power Process
 - Audio files
 - PowerPoint Slides
 - Power Up!
 - Video Exercises



Class Prep CD

Two ways to access content

HOME

CHAPTERS


ASSETS

ABOUT

HELP

HM WEB

- By Assets
 - [Course Resources](#)
 - [Teaching Tools and Resources](#)
 - [Learning Styles](#)
 - [Pre- and Post-Course Assessment](#)
 - [Lecture Ideas](#)
 - [Warm Up Exercises](#)
 - [Building Relationships exercises](#)
 - [Applying Skills exercises](#)
 - [Video Discussion Questions](#)
 - [Writing Assignments](#)



Class Prep CD

Two ways to access content

HOME

CHAPTERS


ASSETS

ABOUT

HELP

HM WEB

- By Assets
 - [Teaching Tips](#)
 - [Closure Exercises](#)
 - [Guest Speakers](#)
 - [Prompts for Conversation and Sharing](#)
 - [In-text Quiz Answers](#)
 - [Chapter Tests](#)
 - [Chapter Test Answer Keys](#)
 - [Power Process Audio Files](#)
 - [PowerPoint Slides](#)
 - [Power Up! Video Exercises](#)
 - [Final Exam Portfolio](#)



Class Prep CD

Content can be saved and edited!

HOME

CHAPTERS


ASSETS

ABOUT

HELP

HM WEB

- Saving Content
 - Open document that you want to edit
 - Choose File from the Tool Bar
 - Choose Save as from the drop down menu
 - Save it to a file location on your computer
 - Close CD File
- Editing Content
 - Open file from your computer location
 - Make changes without effecting to original on Class Prep CD
- Let's look at the Chapter 1 Power Point



Class Prep CD

Compare Slides

HOME

CHAPTERS

ASSETS


ABOUT

HELP

HM WEB


Original Slide

Edited Slide




Chapter One

First Steps
Master Student Map



Chapter One
January 15, 2006

First Steps
Master Student Map



Class Prep CD

Compare Slides

HOME

CHAPTERS

ASSETS

ABOUT

HELP

HM WEB

Original Slide

Why this chapter matters ...

- Visible measures of success—such as top grades and résumés filled with accomplishments—start with invisible assets called attitudes.



Copyright © Houghton Mifflin Company. All rights reserved.

Chapter 1 Map - 2

Edited Slide

Why this chapter matters ...


- Visible measures of success
 - top grades
 - résumés filled with accomplishments
 - Can you think of any others?
- Each of these measures start with invisible assets called **ATTITUDES**.



Copyright © Houghton Mifflin Company. All rights reserved.

Chapter 1 Map - 2

You can also change the animation to make the lines appear one at a time instead of all at once.



Class Prep CD

Tests

[HOME](#)

[CHAPTERS](#)


[ASSETS](#)

[ABOUT](#)

[HELP](#)

[HM WEB](#)

- Each chapter contains sample tests
 - Can be saved on your own computer.
 - Can be edited to a different style.
 - Questions can be added or deleted.



Class Prep CD

Before

After

Chapter 1 Test

Name: _____

Multiple Choice Questions


- The First Step technique can mean all of the following except:
 - Telling the truth about what you can and can't do.
 - Admitting to a particular fear.
 - Acknowledging a strength for fear of bragging.
 - Feeling bad about past mistakes.
- The purpose of the Discovery Wheel in *Becoming a Master Student* is to:
 - See if you will like college life.
 - Focus on your negative learning habits.
 - Provide a picture of how you see yourself as a student.
 - Test you on your ability to follow directions.
- A person who best *perceives* information as an *abstract conceptualizer* will:
 - Take an intuitive approach to the problem.
 - "Feel" information in a way that involves them fully.
 - Analyze the information from many perspectives to understand the experience.
 - Excel in unstructured learning situations.
- A person who best *processes* information by *active experimentation* will:

Chapter 1 Test

Name _____

Multiple Choice Questions: Write your answer choice in the blank provided. Use capital letters.

- The First Step technique can mean all of the following except:
 - Telling the truth about what you can and can't do.
 - Admitting to a particular fear.
 - Acknowledging a strength for fear of bragging.
 - Feeling bad about past mistakes.
- The purpose of the Discovery Wheel in *Becoming a Master Student* is to:
 - See if you will like college life.
 - Focus on your negative learning habits.
 - Provide a picture of how you see yourself as a student.
 - Test you on your ability to follow directions.
- A person who best *perceives* information as an *abstract conceptualizer* will:
 - Take an intuitive approach to the problem.
 - "Feel" information in a way that involves them fully.
 - Analyze the information from many perspectives to understand the experience.
 - Excel in unstructured learning situations.
- A person who best *processes* information by *active experimentation* will:
 - Think about risks before moving ahead.
 - Considers several points of view before making an attempt on a problem.
 - Value patience and a thorough approach to understanding information.
 - Jump in and start doing things immediately because this helps her learn.
- Which is true of Gardner's ideas concerning multiple intelligences?
 - It is impossible to develop skills in more than one intelligence.
 - Each of us has all of the intelligences to some degree.
 - The nine intelligences are most helpful in the school environment.
 - IQ scores will tell us which students will succeed in school.
- The Power Process "Ideas are tools" suggests that we should:
 - Stop looking for more answers when we find one.
 - Ask "What if that idea were true?" when presented with one.
 - Only test new ideas that sound right.
 - Throw an idea away if it doesn't work.



Class Prep CD

Textbook Websites

HOME

CHAPTERS


ASSETS


ABOUT

HELP

HM WEB

- [Instructor Website](#) (username/password: power/process)
 - [Quiz Answers](#)
 - [Video Exercises](#)
 - [Integration Guide for E-Learning Companion](#)
 - [Chapter Tests](#)
 - [Pre- and Post-Course Assessment](#)
 - [Transition Guide](#)
 - [Creating Your Syllabus](#)
 - [Course Manual](#)
 - [PowerPoint Slides](#)





Class Prep CD

Textbook Websites

HOME

CHAPTERS

ASSETS

ABOUT

HELP

HM WEB

- Student Website
 - [Index of Articles](#)
 - [ACE Practice Tests](#)
 - [Power Processes](#)
 - [Valuable Forms and Information](#)
 - [Remembering Cultural Differences](#)
 - [Discussion Groups](#)
 - [Discovery Wheel](#)
 - [Master Student Hall of Fame](#)
 - [Index of Exercises](#) (chapter 2: Time Chart)
 - [Internet Resources](#)
 - [PowerPoint Slides](#)

[Return to Discipline](#)

[Textbook Site Home](#)

[Quiz Answers](#)

[Transition Guide](#)

[Video Exercises](#)

[Creating Your Syllabus](#)

[Integration Guide for E-
Learning Companion](#)

[Course Manual](#)

[Chapter Tests](#)

[Pre- and Post-Course
Assessment](#)

[PowerPoint Slides](#)

[Go to Student's
Textbook Site](#)

Textbook Site for:



Becoming a Master Student Eleventh Edition

Master Student Series

[Integrate our Technology
with this Product](#)

[Request an Exam Copy
& Product Info](#)

[Quiz Answers](#)

Find answers along with the textual reference for chapter quizzes from the text.

[Video Exercises](#)

Use these exercises in your classroom to accompany our videos.

[Integration Guide for E-Learning Companion](#)

Learn how to integrate the E-Learning Companion with this text to enhance your student's online and technology skills.

[Chapter Tests](#)

Download tests and answer keys for the Introduction and 12 chapters.

[Pre- and Post-Course Assessment](#)

[Transition Guide](#)

This document explains in detail the changes made to Becoming A Master Student from the 10th Edition to the 11th Edition

[Creating Your Syllabus](#)

Read helpful tips on creating your own course syllabus.

[Course Manual](#)

Download a PDF version of the complete Course Manual for strategies on structuring and conducting your course.

[PowerPoint Slides](#)

View these helpful slides for more support in understanding of concepts presented in the text.

[Return to Discipline](#)[Textbook Site Home](#)[Quiz Answers](#)[Transition Guide](#)[Video Exercises](#)[Creating Your Syllabus](#)[Integration Guide for E-Learning Companion](#)[Course Manual](#)[Chapter Tests](#)[Pre- and Post-Course Assessment](#)[PowerPoint Slides](#)[Go to Student's Textbook Site](#)

Textbook Site for:

[Decoming a Master Student, Eleventh Edition](#)

Master Student Series


Quiz Answers (with text references)

Find answers along with the textual reference for chapter quizzes from the text.

Some resources on this page are in PDF format and require Adobe® Acrobat® Reader. You can download the free reader below!



For further explanation on how to save or view PDF documents, please see:

[Downloading and viewing PDF files.](#)Introduction: [Making Transitions](#)Chapter 1: [First Steps](#)Chapter 2: [Planning](#)Chapter 3: [Memory](#)Chapter 4: [Reading](#)Chapter 5: [Notes](#)Chapter 6: [Tests](#)Chapter 7: [Thinking](#)Chapter 8: [Communicating](#)



[Instructors](#) [Students](#) [Reviewers & Authors](#) [Booksellers](#) [Contact Us](#)


- [Return to Discipline](#)
- [Textbook Site Home](#)
- [Quiz Answers](#)
- [Transition Guide](#)
- [Video Exercises](#)
- [Creating Your Syllabus](#)
- [Integration Guide for E-Learning Companion](#)
- [Course Manual](#)
- [Chapter Tests](#)
- [Pre- and Post-Course Assessment](#)
- [PowerPoint Slides](#)
- [Go to Student's Textbook Site](#)

Textbook Site for:

Becoming a Master Student, Eleventh Edition
 Master Student Series


Pre- and Post-Course Assessment

- What is the pre- and post-course assessment? [DOC](#)
- Why this assessment matters. [DOC](#)
- A look at how the assessment was created. [DOC](#)
- A look at how the assessment was created. [DOC](#)
- Creating a pre- and post- course assessment [DOC](#)
- Pre- and Post- Course Assessment [DOC](#)
- Answer key for assessment [DOC](#)
- A call for results [DOC](#)
- What if [DOC](#)



College Survival: Tip of the Day - Microsoft Inte...

Address http://.../students/index.html



Daily Tip:
 Review your class notes within 24 hours of class. About 70% of what you learned in class will be gone from your memory if you do not reinforce it within 24 hours. From Navigating Your Future by James Beierlein and Barbara Wade

Navigation menu:
[Instructors](#)
[Return to Disc](#)
[Textbook Site](#)
[Exercises](#)
[Articles](#)
[Discovery Wheel](#)
[Power Process](#)
[Master Student H](#)

Online Study Center

Contact Us

ster Student

- [ACE Practice Tests](#)
- [Internet Resources](#)
- [Remembering Cultural Differences](#)
- [Forms and Information](#)
- [PowerPoint Slides](#)
- [Discussion Groups](#)
- [Resource Centers](#)
- [Go to Bookstore](#)

View Resources by Chapter:

select

[Index of Articles](#)
 Read these additional articles to support Becoming a Master Student, as well as frequently updated versions of articles from the text.

[ACE Practice Tests](#)
 Take a practice test to see how much you've learned.

[Power Processes](#)
 Download audio versions of all the Power Process, and complete the Journal Entries to explore how they can help you.

[Valuable Forms and Information](#)
 Access information on the College Survival Scholarship, as well as planning charts and ways to put yourself into this text.

[Discovery Wheel](#)
 Take the online version of this helpful assessment tool.

[Master Student Hall of Fame](#)
 Read these additional articles on your favorite Master Students, and also links to other related resources.

[Index of Exercises](#)
 Apply the concepts learned in your textbook by participating in these online exercises.

[Internet Resources](#)
 Link to dozens of additional resources and assessments.



- [Return to Discipline](#)
- [Textbook Site Home](#)
- [Exercises](#)
- [Articles](#)
- [Discovery Wheel](#)
- [Power Processes](#)
- [Master Student Hall of Fame](#)
- [ACE Practice Tests](#)
- [Internet Resources](#)
- [Remembering Cultural Differences](#)
- [Forms and Information](#)
- [PowerPoint Slides](#)
- [Discussion Groups](#)
- [Resource Centers](#)
- [Go to Bookstore](#)

Textbook Site for:



**Becoming a Master Student
Eleventh Edition**

Master Student Series

[Purchase this Product or Study Aids](#)

View Resources by Chapter:

select

[Index of Articles](#)

Read these additional articles to support Becoming a Master Student, as well as frequently updated versions of articles from the text.

[ACE Practice Tests](#)

Take a practice test to see how much you've learned.

[Power Processes](#)

Download audio versions of all the Power Process, and complete the Journal Entries to explore how they can help you.

[Valuable Forms and Information](#)

Access information on the College Survival Scholarship, as well as planning charts and ways to put yourself into this book.

[Discovery Wheel](#)

Take the online version of this helpful assessment tool.

[Master Student Hall of Fame](#)

Read these additional articles on your favorite Master Students, and also links to other related resources.

[Index of Exercises](#)

Apply the concepts learned in your textbook by participating in these online exercises.

[Internet Resources](#)

Link to dozens of additional resources and assessments.

The Discovery Wheel

Motivation

Never
TrueSometimes
TrueAlways
True

Read each statement below. Then, using the slide bars, indicate to what extent each statement is true.

I enjoy learning.

I understand and apply the concept of multiple intelligences.

I connect my courses to my purpose of being in school.

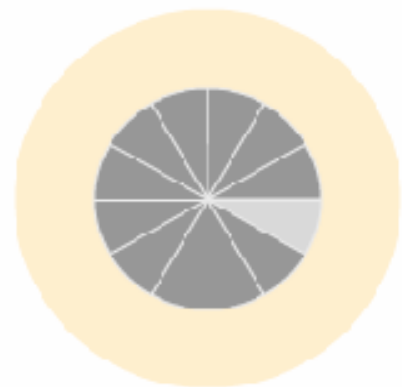
I make a habit of assessing my personal strengths and areas for improvement.

I am satisfied with how I am progressing toward achieving my goals.


I use my knowledge of learning styles to support my success in school.

I am willing to consider any idea that can help me succeed in school--even if I initially disagree with it.

I regularly remind myself of the benefits I intend to get from my education.

Next 

Copyright © Houghton Mifflin Company



The Discovery Wheel

Motivation

Never
TrueSometimes
TrueAlways
True

Read each statement below. Then, using the slide bars, indicate to what extent each statement is true

I enjoy learning

I understand and apply the concept of multiple intelligences.

I connect my courses to my purpose of being in school.

I make a habit of assessing my personal strengths and areas for improvement.

I am satisfied with how I am progressing toward achieving my goals.


I use my knowledge of learning styles to support my success in school.

I am willing to consider any idea that can help me succeed in school—even if I initially disagree with it.

I regularly remind myself of the benefits I intend to get from my education.

Next 

Copyright © Houghton Mifflin Company

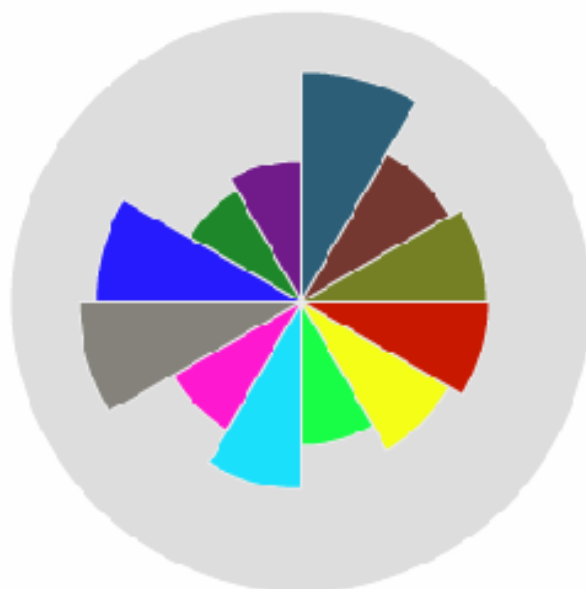


The Discovery Wheel


Conclusion

Spend a few minutes with your Discovery Wheel. Get a sense of its weight, shape, and balance. How would you feel if you ran your hands around it? How would it sound if it rolled down a hill? Would it roll at all? Is it balanced? Make your observations without judging the wheel as good or bad. Note, the categories are listed starting at the three o'clock position going clockwise.

- Motivation 
- Planning 
- Memory 
- Reading 
- Notes 
- Tests 
- Thinking 
- Communicating 
- Diversity 
- Technology 
- Health 
- Purpose 



Study your wheel, then go on to the next step.

[Next Step](#)[Print Project](#)

[Return to Discipline](#)[Textbook Site Home](#)[Exercises](#)[Articles](#)[Discovery Wheel](#)[Power Processes](#)[Master Student Hall of Fame](#)[ACE Practice Tests](#)[Internet Resources](#)[Remembering Cultural Differences](#)[Forms and Information](#)[PowerPoint Slides](#)[Discussion Groups](#)[Resource Centers](#)[Go to Bookstore](#)**Textbook Site for:****Becoming a Master Student, Eleventh Edition**

Master Student Series

Exercises

Introduction: Making Transitions[Blank Exercise Form](#)[Blank Journal Entry Form](#)[Exercise: Ways to change a habit](#)**Chapter 2: Planning**[Exercise 7: Get real with your goals](#)[Interactive Time Chart](#)[Exercise #9: Create a LifeLine](#)[Exercise #6: The Time Monitor/Time Plan \(ZIP\)](#)[Hemispheric Brain Dominance](#)[How does credit work?](#)[Where does all the money go?](#)[The Monthly Budget](#)[The Long Term Budget](#)**Chapter 3: Memory**[A Chunk of Pie](#)[How do you process memory](#)[Memories are made of this](#)[Pay Attention!](#)**Chapter 4: Reading**

Questions?

Customized
Jeopardy Game!